

Fashion Collar Setting and Taping

Placket Shirts

Set Collar and Tape in One Operation

A pneumatically controlled collar taping folder designed to shift to the left to insert the tape under the presser foot. Upon signal, the folder shifts to the right to allow the tape to be cut by the edge trimming knife. The tape does not extend to the edge of the placket on either end. Therefore, when the placket is turned, there is no bulk or additional thickness. This improves the overall appearance and reduces problems in the buttonhole and button sew operations.

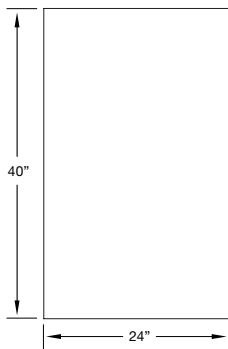
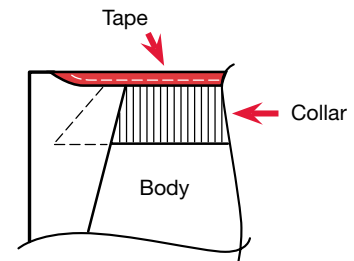

OPERATION

The collar is aligned to the shirt body. The placket is folded over the leading edge of the collar and placed under the foot. The pieces are sewn approximately 1/2" and a touch of the knee switch shifts the folder to the left and taping starts. As the trailing edge of the collar nears the machine, the operator folds the placket over the collar and touches the knee switch. At this point the folder shifts to the right and the tape is cut by the edge trimming knife.

OPTIONS

- Patented roller presser foot
- Automatic foot lift

Images may include options.



Footprint

SPECIFICATIONS

Voltage (v/ph/hz)	220v 1ph
Current (amps)	5
Air pressure (psi)	90
Air consumption (cfm)	2
PRODUCTION	
Pieces per hour	165-175

Depending on material and size of parts

www.atlatt.com • sales@atlatt.com

PATENTS: Our equipment may be covered by one or more patents. Please go to the following web page for an up-to-date patent list: www.atlatt.com/patents.php © 2018 Atlanta Attachment Co. 17168042718

362 Industrial Park Drive
Lawrenceville, GA 30046 USA
+1 (770) 963-7369 • FAX +1 (770) 963-7641



Atlanta Attachment Company

The Company that
Sudden Service
built