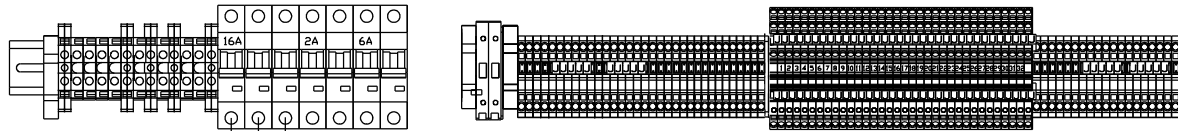
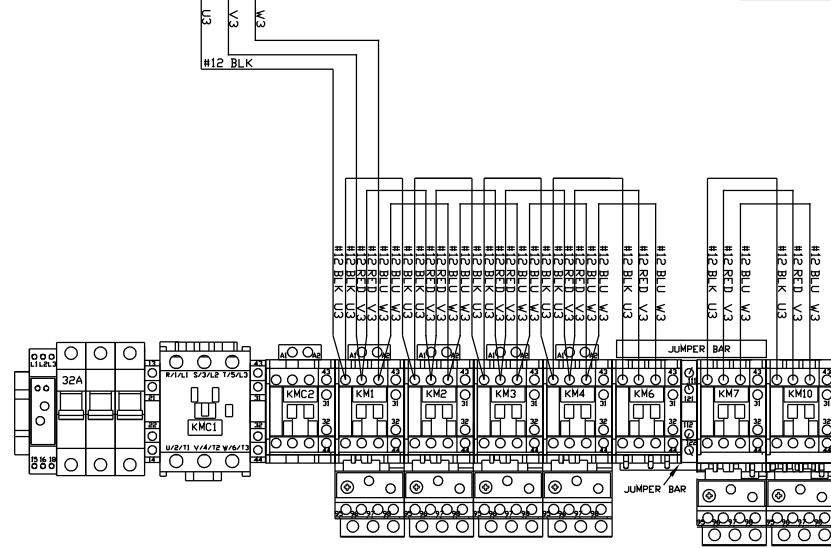


AC MOTOR CONTACTOR ROUTING

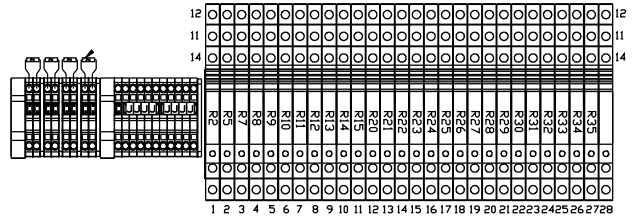
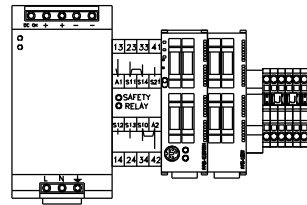
TOP DIN RAIL



MIDDLE DIN RAIL



BOTTOM DIN RAIL



WIRE LIST

1. FF9912-2 #12 RED
2. FF9912-10 #12 BLACK
3. FF9912-6 #12 BLUE
4. FF3079-2 #14 BLACK

SHEET 8 OF 9



XXX-XX

NO.	REV.	DATE	DR.	CK.	QTY. RECD.	ITEM NO.	DESCRIPTION	PART NO. STOCK SIZE
2	080-11	6-10	TM					
1	084-11	1-12	TM					
FINISH DEFAULTS					ATLANTA ATTACHMENT COMPANY			
PLAIN/CLEAN					NAME DIAGRAM, WIRING, PAGE 10-8			
BURR BENCH					2nd DES. 11393E, CONTROL PANEL			
BLACKOXIDE					MATERIAL			
HEAT TREAT					NEXT ASSY 11393E			
SAND BLAST					PART NO. 1393E-WD10			
BUFF					DRAWING NO. 125894B			
PAINT					DES. BY JK			
CLEAR CHROMATE					DR. BY JK			
TIMESAVE					CK. BY			
OIL					SCALE NTS			
					DATE: 03/15/11 DWG SIZE C			
								REV 6

The materials contained herein are confidential and proprietary information of Atlanta Attachment Company. In addition to any confidentiality and non-disclosure obligations that currently exist between you and Atlanta Attachment Company, your use of these materials serves as an acknowledgment of the confidential and proprietary nature of these materials and your duty not to make any unauthorized use or disclosure of these materials.