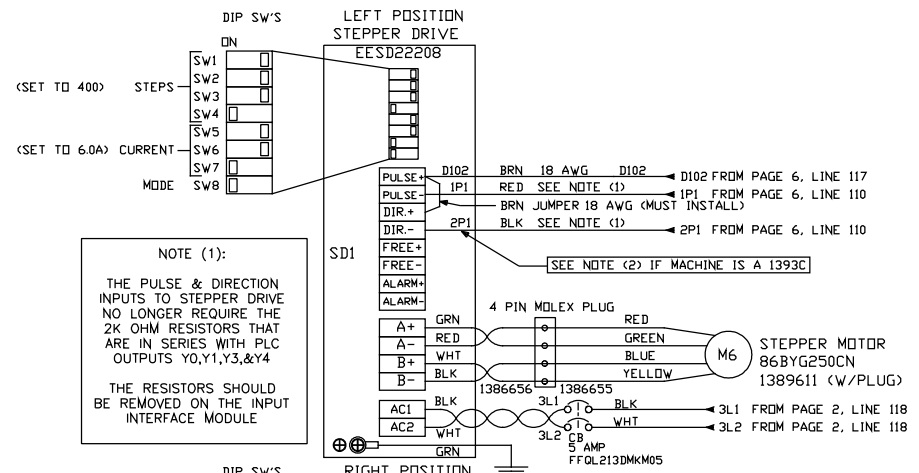
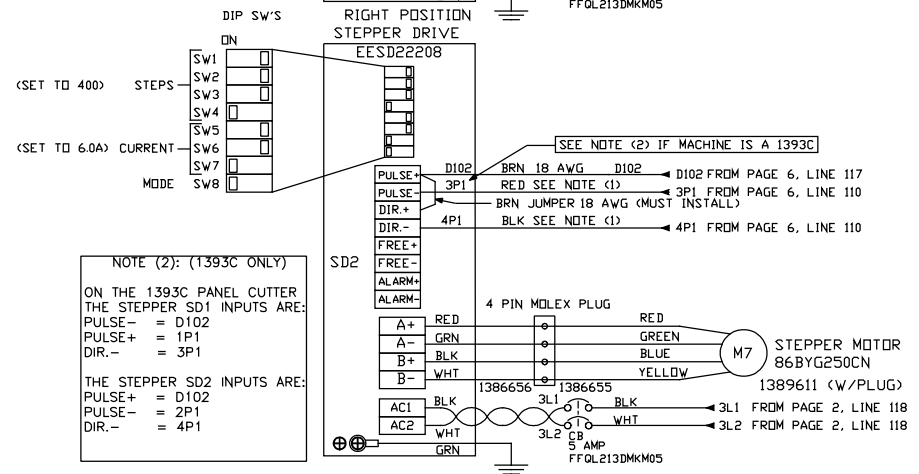


(2) PLEASE NOTE:  
THIS WIRING DIAGRAM TO ONLY BE USED WITH PANASONIC FP SIGMA PLC (FPG-C32TH)



NOTE (1):  
THE PULSE & DIRECTION INPUTS TO STEPPER DRIVE NO LONGER REQUIRE THE 2K OHM RESISTORS THAT ARE IN SERIES WITH PLC OUTPUTS Y0,Y1,Y3,&Y4  
THE RESISTORS SHOULD BE REMOVED ON THE INPUT INTERFACE MODULE

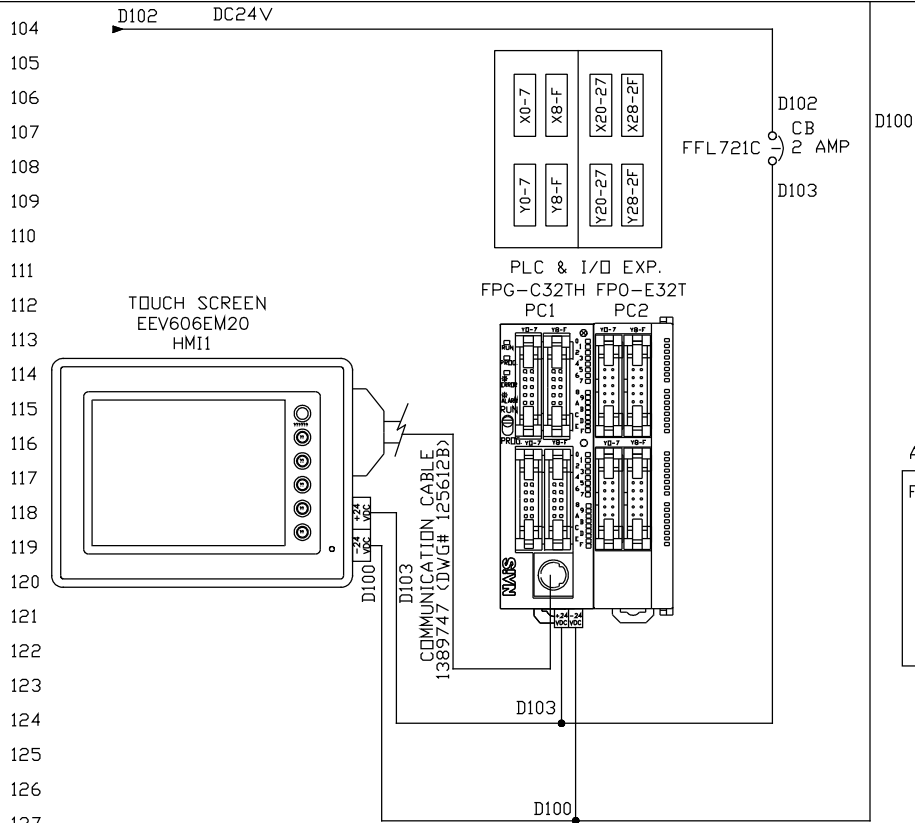


NOTE (2): (1393C ONLY)  
ON THE 1393C PANEL CUTTER THE STEPPER SD1 INPUTS ARE:  
PULSE- = D102  
PULSE+ = 1P1  
DIR- = 3P1  
THE STEPPER SD2 INPUTS ARE:  
PULSE+ = D102  
PULSE- = 2P1  
DIR- = 4P1



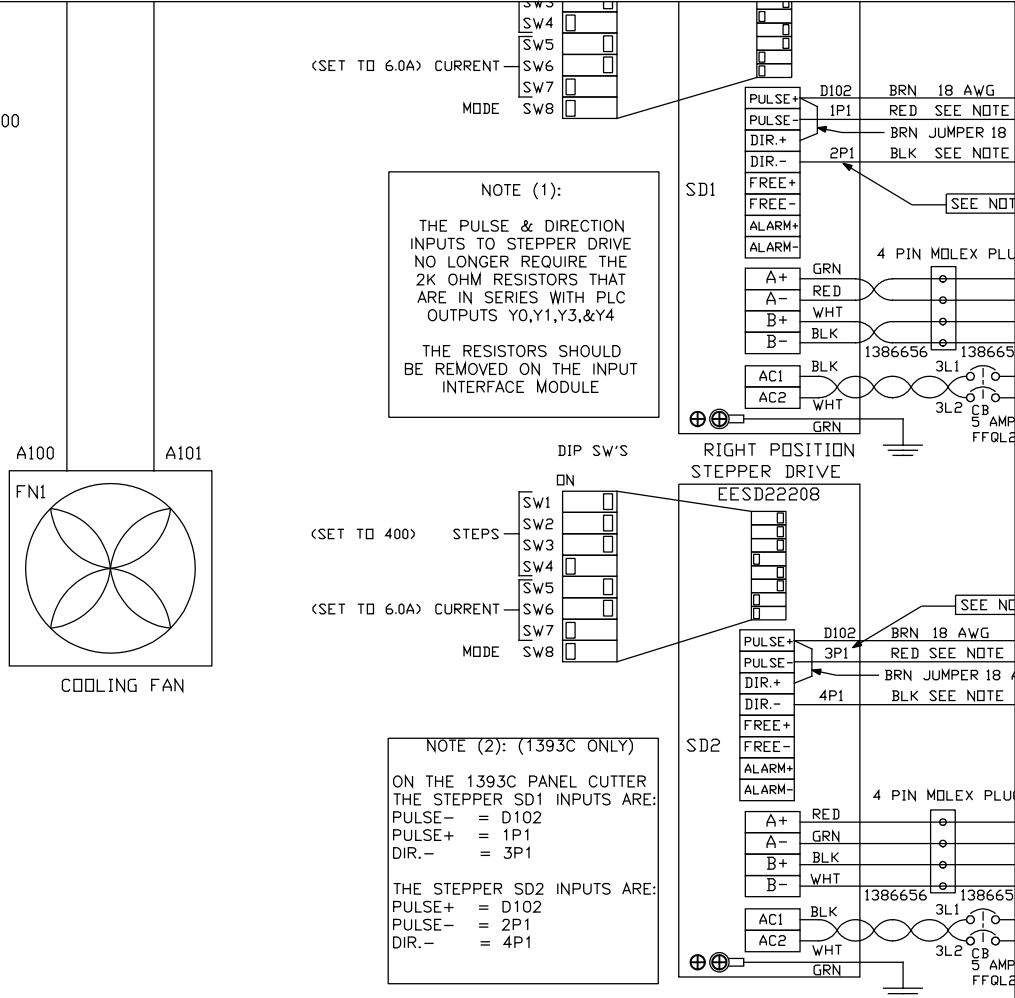
QTY.	ITEM	DESCRIPTION	PART NO.
NO.	REQD.		STOCK
3	2015	6/29 JSK RB	
NO.	REVISION	DATE DR. CK.	
<b>ATLANTA ATTACHMENT COMPANY</b>			
NAME DIAGRAM,WIRING,PAGE 8			
2nd DES. AUXILIARY DIAGRAM, 1393E			
MATERIAL N/A			
NEXT ASSY 11393E		PART NO. 1393E-WD8	
DES. BY JSK		DRAWING NO.	
DR. BY JSK		125892B	
CK. BY		REV 3	
SCALE		DATE:10-20-10	DWG SIZE B

The materials contained herein are confidential and proprietary information of Atlanta Attachment Company. In addition to any confidentiality and non-disclosure obligations that currently exist between you and Atlanta Attachment Company, your use of these materials serves as an acknowledgment of the confidential and proprietary nature of these materials and your duty not to make any unauthorized use or disclosure of these materials.



(2) PLEASE NOTE:  
 THIS WIRING DIAGRAM TO ONLY  
 BE USED WITH PANASONIC FP  
 SIGMA PLC (FPG-C32TH)

104  
105  
106  
107  
108  
109  
110  
111  
112  
113  
114  
115  
116  
117  
118  
119  
120  
121  
122  
123  
124  
125  
126  
127  
128  
129  
130



XXX-XX

3	2015	6/29	JSK	RB	
NO.	REVISION	DATE	DR.	CK.	
FINISH			DEFAULTS		
<input checked="" type="checkbox"/>	PLAIN/CLEAN	COUNTERSINKS:			
<input type="checkbox"/>	BURR BENCH	SHEET METAL FAB			
<input type="checkbox"/>	BLACKOXIDE	.X = ± .100			
<input type="checkbox"/>	HEAT TREAT	.XX = ± .050			
<input type="checkbox"/>	SAND BLAST	.XXX = ± .015			
<input type="checkbox"/>	BUFF	.XXXX = AS SPECIFIED			
<input type="checkbox"/>	PAINT				
<input type="checkbox"/>	CLEAR CHROMATE				
<input type="checkbox"/>	TIMESAVE				
<input type="checkbox"/>	OIL				
QTY. REQD.	ITEM NO.	DESCRIP			
		ATLANTA ATT			
		NAME DIAGRAM, WIRING			
		2nd DES. AUXILIARY DIAG			
		MATERIAL N/A			
		NEXT ASSY 11393E			
		DES. BY JSK			
		DR. BY JSK			
		CK. BY			
		SCALE	DATE: 10-2		

The materials contained herein are confidential and proprietary information of Atlanta Attachment Company. In addition to any confidentiality and non-disclosure obligations that currently exist between your Company, your use of these materials serves as an acknowledgment of the confidential and proprietary nature of these materials and your duty not to make any unauthorized use or disclosure of