

# Manufacturing Equipment

for the Furniture Industry



a Division of  
**HSM**





# Atlanta Attachment Company

Innovative Technology for  
the Sewn Products Industry Worldwide


**Change Notice:**

All content contained herein is subject to change without notice. Atlanta Attachment Company reserves the right to make changes, modifications, additions, corrections or deletions. Atlanta Attachment Company may terminate, change, suspend or discontinue any product in this catalog, including the availability of any products, at any time. Every effort is made to keep products up-to-date but due to the nature of printed media, changes may only be available online or by contacting your sales representative.

All materials contained herein are additionally protected by United States copyright law and may not be used, disclosed, reproduced, distributed, published or sold without the express written consent of Atlanta Attachment, which consent may be withheld in Atlanta Attachment's sole discretion. You may not alter or remove any copyright, trademark or other notice from copies of these materials.

Atlanta Attachment Company, Atlanta Parts Depot, Sudden Service, Sewing Automation, individually and when used in combination are registered trademarks of Atlanta Attachment Company. AAC is a division of HSM.

© 2017 Atlanta Attachment Company. All rights reserved.



## FLATBED LOCKSTITCH

LU-2810ESAL-7 . . . . .	Semi-dry Direct-drive High-speed, 1-needle, unison-feed, lockstitch machine with vertical-axis large hook . . . . .	Juki	<b>2</b>
LU-1560N-7 . . . . .	2-needle, Unison-feed, Lockstitch Machine with Vertical-axis, Large Hooks . . . . .	Juki	<b>3</b>
LU-2260N-7 . . . . .	High-speed, 2-needle, Unison-feed, Lockstitch Machine with Vertical-axis Large Hooks . . . . .	Juki	<b>4</b>
LU-1510NA-7 . . . . .	1-Needle, Unison-feed, Lockstitch, Machine with Vertical-axis, Large Hook . . . . .	Juki	<b>5</b>
TW1-898 -D2-T3 . . . . .	1-Needle compound feed machine . . . . .	Typical	<b>6</b>
TW2-898-D2-T3 . . . . .	2-Needle compound feed machine . . . . .	Typical	<b>7</b>
5000 - 5010 - 5020 - 5030 . . . . .	1-Needle compound feed machine . . . . .	Vetron	<b>8</b>

## FLATBED LOCKSTITCH LONG ARM

5100 - 5110 - 5120 - 5130 . . . . .	1-Needle compound feed machine . . . . .	Vetron	<b>9</b>
LU-2216N-7 . . . . .	1-Needle Long-arm, Unison-feed, Lockstitch Machine with Vertical-axis, Large Hook . . . . .	Juki	<b>10</b>
LU-2266N-7 . . . . .	2-Needle Long-arm, Unison-feed, Lockstitch Machine with Vertical-axis Large Hook . . . . .	Juki	<b>11</b>
TW1-1245-HL30-D2-T3 . . . . .	Compound Feed Lockstitch Sewing Machine . . . . .	Typical	<b>12</b>

## FLATBED CHAINSTITCH

300U-194A . . . . .	Heavy duty, 1-needle, Two Thread, Double Chainstitch Sewing Machine, with Unison Feed . . . . .	Singer	<b>13</b>
---------------------	---	--------	-----------

## POSTBED LOCKSTITCH

PLC-1710-7 . . . . .	Post-bed, 1-needle, Unison-feed, Lockstitch Machine . . . . .	Juki	<b>14</b>
PLC-1760-7 . . . . .	Post-bed, 2-needle, Unison-feed, Lockstitch Machine . . . . .	Juki	<b>15</b>
PLC-2710-7 . . . . .	Post-bed, 1-needle, Unison-feed, Lockstitch Machine . . . . .	Juki	<b>16</b>
PLC-2760-7 . . . . .	Post-bed, 2-needle, Unison-feed, Lockstitch Machine . . . . .	Juki	<b>17</b>

## PROGRAMMABLE PATTERN TACKER

AMS-221EN-2516 . . . . .	Computer-controlled Cycle Machine with Input Function . . . . .	Juki	<b>18</b>
5213 . . . . .	Programmable CNC Pattern Tacker . . . . .	Vetron	<b>19</b>
PLK-G1010-K2 . . . . .	Programmable Sewing Machine . . . . .	Mitsubishi	<b>20</b>
PLK-G2516 . . . . .	Programmable Sewing Machine . . . . .	Mitsubishi	<b>20</b>
PLK-G6030 . . . . .	Programmable Sewing Machine . . . . .	Mitsubishi	<b>21</b>
PLK-G10050 . . . . .	Programmable Sewing Machine . . . . .	Mitsubishi	<b>21</b>

<b>PEDALS</b> . . . . .	Sewing Machine Pedals with Various Configurations of 1 to 4 pedals . . . . .		<b>22</b>
-------------------------	--	--	-----------

<b>STANDS</b> . . . . .	Ergo Stands with Manual or Electric Height Adjustment . . . . .		<b>23</b>
-------------------------	---	--	-----------

<b>TABLES</b> . . . . .	Standard or Custom Shapes and Sizes Available in Stock or Custom Built . . . . .		<b>24</b>
-------------------------	--	--	-----------

<b>FOLDERS &amp; ATTACHMENTS</b> . . . . .	Sewing Machine and Build-up Tables . . . . .		<b>25</b>
--	--	--	-----------

<b>PARTS</b> . . . . .	Expendable Replacement Parts . . . . .		<b>26</b>
------------------------	--	--	-----------

<b>PARTS MANAGEMENT SYSTEM</b> . . . . .	Automated and Manual Modular Management Systems for Replacement Parts . . . . .		<b>27</b>
--	---	--	-----------









# Corporate Headquarters, Sales, Engineering & Service



## Atlanta Attachment Company

is the recognized sewn products industry leader in automated workstations, labor saving devices, folders and ergonomic risk reduction. The company, founded in 1969, has made its policy of **Sudden Service**® a way of life in all aspects of operation. Our entire staff is dedicated to providing quality custom folders, attachments, special gauge sets and other work aids.







## The AAC Statement of Corporate Vision

- We will be primarily a manufacturer and provider of products and services to our customers which are of high quality and provide overall value for their investment.
- We will be noted for the delivery of these products and services on a timely basis.
- We will make use of advanced technology where practical and economical.
- The highest standards for material selection appropriate to the product / service will be maintained.
- We will strive to provide a work environment of integrity, respect and dignity for employees and all who come in contact with our business.
- Employees will be recruited and maintained who are creative, technically competent and productivity oriented.
- Management systems and processes will be developed and maintained which emphasize team work, a high level of quality assurance and flexibility.
- We will be a profitable company and distribute these assets in fair and equitable ways after sufficient reinvestment for necessary long-term company growth.
- We will be responsible to the environment and to the communities within which we do business.
- We will diversify into various markets and product lines in order to leverage our expertise, balance our work demands, provide new opportunities for growth and hedge against downturns in any one industry.

## 72 Hours or FREE\*

As the leading supplier of automated sewing workstations, Atlanta Attachment Company pledges unequalled service and support to our valued customers. We pledge to maintain inventories of the recommended spare parts for our automated workstations\* and to ship those replacement parts within 72 hours. If the expendable replacement parts are not shipped within 72 hours they will be Free of Charge!

\* Contact sales for the recommended spare parts list and the model workstations covered.

## Location

362 Industrial Park Drive • Lawrenceville, GA 30046  
+1 (770) 963-7369 • FAX +1 (770) 963-7641



QR Code for quick accesses to our location in google maps.

# Sales & Technical Support

## Sales



**Hank Little**  
President



**Randy Clark**  
VP Midwest Sales



**Eugenio Fonts**  
VP International Sales



**Darrell Miller**  
Regional Sales Manager



**Eric Iverson**  
Regional Sales Manager



**John Price**  
VP Folder Division



**Sandra Morrison**  
Director of Corporate Admin.



**Jose Pulido**  
Latin America Sales



**Rene Montano**  
APD Sales Manager



**Celso Alvarez**  
Inside Sales



**David Wall**  
Inside Sales



**Scott Ake**  
Inside Sales



**Michael Leathers**  
Inside Sales



**James Bowman**  
Inside Sales







## The "A" Team



**William Richey**  
VP Customer Service



**Jurgen Van Osch**  
Service Manager



**Faye Williams**  
Customer Service  
Executive Assistant




**Jeff Moore**  
Service Technician



**Jim Loewen**  
Service Technician



**Jose Ortiz**  
Service Technician



**Brett Button**  
Service Technician



**Frank Campos**  
Service Technician



**Justin Ozbolt**  
Service Technician



**Hector Leon**  
Service Technician



**Roberto Fernandez**  
Service Technician



**Nikhil Sawant**  
Service Technician



**Craig Reichart**  
Service Technician



**Michael Sewing**  
Service Technician



**Charlie Thaxton**  
Service Technician



**Adam Broich**  
Service Technician



**Ryan Golden**  
Service Technician



**Marty Rudolph**  
Service Technician

## Technical Support

### Languages Represented:

Other than English

-  Portuguese
-  German
-  Hindi
-  Dutch
-  Afrikaans
-  Spanish

# Industrial Sewing Machines for the Furniture Industry

Industrial sewing equipment backed by our unparalleled **Sudden Service**®







# Flatbed Lockstitch

Images may include options.

Juki









## LU-2810ESAL-7

### Semi-dry Direct-drive High-speed, 1-needle, unison-feed, lockstitch machine with vertical-axis large hook

This sewing machine is best-suited to the sewing of multi-layered materials and rigid materials for furniture assemblies. Maximum sewing speed is increased. These models of sewing machines have adopted a 800-WDD (direct-drive) motor which uses a new control box to increase the torque, thereby providing the needle with an increased penetration into materials.



### Technical Information

-  Single needle
-  Lockstitch
-  Flat bed
-  Bottom feed, needle feed and alternating feed
-  Underbed thread trimmer
-  Automatic presser footlift
-  Seam backtacking, automatic
-  Vertical hook extra large

SPECIFICATIONS	
Max Sewing Speed (rpm)	3,800
Max Stitch Length (mm)	12
Presser Foot Height (mm)	Auto: 20, By hand:10
Needle System	135x17 (Nm160) Nm125~Nm200
Thread	#30~#0, Nm=60/3~9/3



[www.atlatt.com](http://www.atlatt.com) • [sales@atlatt.com](mailto:sales@atlatt.com)

**PATENTS:** Our equipment may be covered by one or more patents. Please go to the following web page for an up-to-date patent list: [www.atlatt.com/patents](http://www.atlatt.com/patents)  
© 2017 Atlanta Attachment Co. 17014052517

362 Industrial Park Drive  
Lawrenceville, GA 30046  
+1 (770) 963-7369 • FAX +1 (770) 963-7641



**Atlanta Attachment Company**

The Company that  
**Sudden Service**  
built



# Flatbed Lockstitch

Images may include options.

Juki









## LU-1560N-7

### 2-needle, Unison-feed, Lockstitch Machine with Vertical-axis Large Hooks

The two-needle machine with a thread trimmer offers basic performance that is ideally suited to sewing heavy materials. The machine utilizes a new mechanism that does not change the ratio of the alternate vertical movement of the walking foot and presser foot, even when the material thickness changes. The mechanism helps prevent slippage between the upper and lower materials even when a heavy material is used.



### Technical Information

-  Two needle
-  Lockstitch
-  Flat bed
-  Bottom feed, needle feed and alternating feed
-  Underbed thread trimmer
-  Automatic presser footlift
-  Seam backtacking, automatic
-  Vertical hook extra large

SPECIFICATIONS	
Max Sewing Speed (rpm)	2,500
Max Stitch Length (mm)	9
Presser Foot Height (mm)	Auto: 16 By knee: 16
Needle System	135x17 (Nm160) Nm125~Nm180
Thread	#30~#5, B46~B138, Nm=60/3~20/3



[www.atlatt.com](http://www.atlatt.com) • [sales@atlatt.com](mailto:sales@atlatt.com)

**PATENTS:** Our equipment may be covered by one or more patents. Please go to the following web page for an up-to-date patent list: [www.atlatt.com/patents](http://www.atlatt.com/patents)  
© 2017 Atlanta Attachment Co. 17014052517

362 Industrial Park Drive  
Lawrenceville, GA 30046  
+1 (770) 963-7369 • FAX +1 (770) 963-7641



**Atlanta Attachment Company**

The Company that  
**Sudden Service**  
built

# Flatbed Lockstitch

Images may include options.

Juki

## LU-2260N-7









### High-speed, 2-needle, Unison-feed, Lockstitch Machine with Vertical-axis Large Hooks

The vertical strokes of the presser foot and walking foot (their alternating vertical movement) can be easily changed using a large dial mounted on the top surface of the machine head. In addition, the sewing speed is automatically adjusted with the set value. With this feature, ideal sewing conditions are maintained at all times.



### Technical Information

SPECIFICATIONS	
Max Sewing Speed (rpm)	3,500
Max Stitch Length (mm)	6
Presser Foot Height (mm)	Auto: 16
Needle System	134x35R (Nm140), Nm110~Nm160
Thread	#20~#5, B69~B138, Nm=40/3~20/3

-  Two needle
-  Lockstitch
-  Flat bed
-  Bottom feed, needle feed and alternating feed
-  Underbed thread trimmer
-  Automatic presser footlift
-  Seam backtacking, automatic
-  Vertical hook extra large



[www.atlatt.com](http://www.atlatt.com) • [sales@atlatt.com](mailto:sales@atlatt.com)

**PATENTS:** Our equipment may be covered by one or more patents. Please go to the following web page for an up-to-date patent list: [www.atlatt.com/patents](http://www.atlatt.com/patents)  
© 2017 Atlanta Attachment Co. 17014052517

362 Industrial Park Drive  
Lawrenceville, GA 30046  
+1 (770) 963-7369 • FAX +1 (770) 963-7641



**Atlanta Attachment Company**

The Company that  
**Sudden Service**  
built



# Flatbed Lockstitch

Images may include options.









## Juki LU-1510NA-7

### 1-needle, Unison-feed, Lockstitch, Machine with Vertical-axis Large Hook

The machine demonstrates sewing capabilities best suited for sewing furniture assemblies of light-weight to heavy-weight materials without using any additional devices. The machine prevents fabric yarn breakage when using a thin needle. The machine is able to perform low-tension sewing where less load is applied to the material.



### Technical Information

-  Single needle
-  Lockstitch
-  Flat bed
-  Bottom feed, needle feed and alternating feed
-  Underbed thread trimmer
-  Automatic presser footlift
-  Seam backtacking, automatic
-  Vertical hook extra large

SPECIFICATIONS	
Max Sewing Speed (rpm)	2,000
Max Stitch Length (mm)	7
Presser Foot Height (mm)	Auto: 16
Needle System	135x17, SY3355 (Nm120) Nm100~Nm130
Thread	TEX 50~135



[www.atlatt.com](http://www.atlatt.com) • [sales@atlatt.com](mailto:sales@atlatt.com)

**PATENTS:** Our equipment may be covered by one or more patents. Please go to the following web page for an up-to-date patent list: [www.atlatt.com/patents](http://www.atlatt.com/patents)  
© 2017 Atlanta Attachment Co. 17014052517

362 Industrial Park Drive  
Lawrenceville, GA 30046  
+1 (770) 963-7369 • FAX +1 (770) 963-7641



**Atlanta Attachment Company**

The Company that  
**Sudden Service**  
built

# Flatbed Lockstitch

Images may include options.

## Typical









### TW1-898 -D2-T3

#### One needle compound feed machine

- Automatic thread trimmer, presser foot lift, back tack
- 2 recallable stitch lengths
- Recallable top foot stroke and automatic speed adaption



## Technical Information

	Single needle
	Lockstitch
	Flat bed
	Bottom feed, needle feed and alternating feed
	Underbed thread trimmer
	Automatic presser footlift
	Seam backtacking, automatic
	Vertical hook extra large

SPECIFICATIONS	
Max Sewing Speed (rpm)	3,500
Max Stitch Length (mm)	9
Presser Foot Height (inch)	9/16
Needle System	135x17, SY3355 Nm160
Thread	20/3



[www.atlatt.com](http://www.atlatt.com) • [sales@atlatt.com](mailto:sales@atlatt.com)

**PATENTS:** Our equipment may be covered by one or more patents. Please go to the following web page for an up-to-date patent list: [www.atlatt.com/patents](http://www.atlatt.com/patents)  
© 2017 Atlanta Attachment Co. 17014052517

362 Industrial Park Drive  
Lawrenceville, GA 30046  
+1 (770) 963-7369 • FAX +1 (770) 963-7641



**Atlanta Attachment Company**

The Company that  
**Sudden Service**  
built



# Flatbed Lockstitch

Images may include options.

## Typical

### TW2-898-D2-T3

#### Two needle compound feed machine

- Automatic thread trimmer, presser foot lift, back tack
- 2 recallable stitch lengths
- Recallable top feet stroke and automatic speed adaption



## Technical Information



Two needle

Lockstitch

Flat bed

Bottom feed, needle feed and alternating feed

Seam backtacking, thread trimming and sewing footlift, automatic

Vertical hook large

SPECIFICATIONS	
Max Sewing Speed (rpm)	2,500
Max Stitch Length (mm)	9
Presser Foot Height (inch)	9/16
Needle System	135x17, SY3355 Nm160
Thread	20/3



[www.atlatt.com](http://www.atlatt.com) • [sales@atlatt.com](mailto:sales@atlatt.com)

**PATENTS:** Our equipment may be covered by one or more patents. Please go to the following web page for an up-to-date patent list: [www.atlatt.com/patents](http://www.atlatt.com/patents)  
© 2017 Atlanta Attachment Co.

17014052517

362 Industrial Park Drive  
Lawrenceville, GA 30046

+1 (770) 963-7369 • FAX +1 (770) 963-7641



**Atlanta Attachment Company**

The Company that  
**Sudden Service**  
built

# Flatbed Lockstitch

Images may include options.

## Vetron









**5000 - 5010** (1 needle)

**5020 - 5030** (2 needle)

### Compound Feed Machine

- All machine settings are programmable and storable: stitch length, sewing feet pressure, top feed stroke, needle thread tension, clearance under the sewing feet
- All control elements including bobbin winder, electronic hand wheel and reverse button are placed at the head module in the user's direct field of view
- Fast and precise set-up of the machine thus recall of a stored machine set-up
- Integrated, electric bobbin winder (continuous winding process even when machine stops)
- Tilt-assistant for easy cleaning and maintenance
- Integrated motor
- No use of compressed air
- User identification by USB-dongle
- Permanent measurement of material thickness thereby dynamic adjustment of needle thread tension, top feed stroke, sewing speed and sewing feet pressure

### Technical Information

	Single needle on 5000 - 5010
	Two needle on 5020 - 5030
	Lockstitch
	Flat bed
	Bottom feed, needle feed and alternating feed
	Seam backtacking, thread trimming and sewing footlift, automatic
	Vertical hook large
	Vertical hook extra large



SPECIFICATIONS	
Max Sewing Speed (rpm)	4000
Max Stitch Length (mm)	12
Presser Foot Height (mm)	20
Needle System	134-135, 90-180
Thread	10/3



[www.atlatt.com](http://www.atlatt.com) • [sales@atlatt.com](mailto:sales@atlatt.com)

**PATENTS:** Our equipment may be covered by one or more patents. Please go to the following web page for an up-to-date patent list: [www.atlatt.com/patents](http://www.atlatt.com/patents)  
© 2017 Atlanta Attachment Co. 17014052517

362 Industrial Park Drive  
Lawrenceville, GA 30046  
+1 (770) 963-7369 • FAX +1 (770) 963-7641



**Atlanta Attachment Company**

The Company that  
**Sudden Service**  
built

# Flatbed Lockstitch Long Arm

Images may include options.

## Vetron









**5100 - 5110** (1 needle)

**5120 - 5130** (2 needle)

### Compound Feed Machine

- All machine settings are programmable and storable: stitch length, sewing feet pressure, top feed stroke, needle thread tension, clearance under the sewing feet
- All control elements including bobbin winder, electronic hand wheel and reverse button are placed at the head module in the user's direct field of view
- Fast and precise set-up of the machine thus recall of a stored machine set-up
- Integrated, electric bobbin winder (continuous winding process even when machine stops)
- Tilt-assistant for easy cleaning and maintenance
- Integrated motor
- No use of compressed air
- User identification by USB-dongle
- Permanent measurement of material thickness thereby dynamic adjustment of needle thread tension, top feed stroke, sewing speed and sewing feet pressure

### Technical Information

	Single needle on 5100 - 5110
	Two needle on 5120 - 5130
	Lockstitch
	Flat bed
	Bottom feed, needle feed and alternating feed
	Seam backtacking, thread trimming and sewing footlift, automatic
	Vertical hook large
	Vertical hook extra large



SPECIFICATIONS	
Max Sewing Speed (rpm)	4000
Max Stitch Length (mm)	12
Presser Foot Height (mm)	20
Needle System	134-135, 90-180
Thread	10/3



[www.atlatt.com](http://www.atlatt.com) • [sales@atlatt.com](mailto:sales@atlatt.com)

**PATENTS:** Our equipment may be covered by one or more patents. Please go to the following web page for an up-to-date patent list: [www.atlatt.com/patents](http://www.atlatt.com/patents)  
© 2017 Atlanta Attachment Co. 17014052517

362 Industrial Park Drive  
Lawrenceville, GA 30046  
+1 (770) 963-7369 • FAX +1 (770) 963-7641



**Atlanta Attachment Company**

The Company that  
**Sudden Service**  
built



# Flatbed Lockstitch Long Arm

Images may include options.

**Juki**







## LU-2216N-7

### Single Needle Long-arm, Unison-feed, Lockstitch Machine with Vertical-axis Large Hook

Based on the market-proven design of the LU-2210N-7 and - 2260N-7 Series, the LU-2216N-7 / -2266N-7 are developed with a longer distance from the machine arm to needle ... a full 650mm. The long arm unison-feed lockstitch machine with vertical-axis large hook with automatic thread trimmer is best suited to processes that require a longer distance from the machine arm to needle, such as reinforcement stitching and topstitching in tape attachment processes for sewing furniture or car seats.



### Technical Information

-  Single needle
-  Lockstitch
-  Extended head
-  Bottom feed, needle feed and alternating feed
-  Seam backtacking, thread trimming and sewing footlift, automatic
-  Vertical hook large

SPECIFICATIONS	
Max Sewing Speed (rpm)	3,000
Max Stitch Length (mm)	9
Presser Foot Height (mm)	Auto: 16
Needle System	134x35R (Nm140) Nm110~Nm160
Thread	#30~#4, B46~B138 Nm=40/3~20/3



[www.atlatt.com](http://www.atlatt.com) • [sales@atlatt.com](mailto:sales@atlatt.com)

PATENTS: Our equipment may be covered by one or more patents. Please go to the following web page for an up-to-date patent list: [www.atlatt.com/patents](http://www.atlatt.com/patents)  
© 2017 Atlanta Attachment Co. 17014052517

362 Industrial Park Drive  
Lawrenceville, GA 30046  
+1 (770) 963-7369 • FAX +1 (770) 963-7641



**Atlanta Attachment Company**

The Company that  
**Sudden Service**  
built

# Flatbed Lockstitch Long Arm

Images may include options.







**Juki**

## LU-2266N-7

### Double Needle Long-arm, Unison-feed, Lockstitch Machine with Vertical-axis Large Hook

Based on the market-proven design of the LU-2210N-7 and 2260N-7 Series, the LU-2216N-7 and 2266N-7 are developed with a longer distance from the machine arm to needle, a full 650mm. The long arm unison-feed lockstitch machine with vertical-axis large hook with automatic thread trimmer is best suited to processes that require a longer distance from the machine arm to needle, such as reinforcement stitching and topstitching in tape attachment processes for sewing furniture or car seats.

### Technical Information

-  Two needle
-  Lockstitch
-  Extended head
-  Bottom feed, needle feed and alternating feed
-  Seam backtacking, thread trimming and sewing footlift, automatic
-  Vertical hook large



SPECIFICATIONS	
Max Sewing Speed (rpm)	3,000
Max Stitch Length (mm)	6
Presser Foot Height (mm)	Auto: 16
Needle System	134x35R (Nm140) Nm110~Nm160
Thread	#20~#5, B69~B138 Nm=40/3~20/3



[www.atlatt.com](http://www.atlatt.com) • [sales@atlatt.com](mailto:sales@atlatt.com)

PATENTS: Our equipment may be covered by one or more patents. Please go to the following web page for an up-to-date patent list: [www.atlatt.com/patents](http://www.atlatt.com/patents)  
© 2017 Atlanta Attachment Co. 17014052517

362 Industrial Park Drive  
Lawrenceville, GA 30046  
+1 (770) 963-7369 • FAX +1 (770) 963-7641



**Atlanta Attachment Company**

The Company that  
**Sudden Service**  
built

# Flatbed Lockstitch Long Arm

Images may include options.

## Typical

### TW1-1245-HL30-D2-T3

#### Compound Feed Lockstitch Sewing Machine

- Large hook
- 2.5 - 7 mm top feed stroke allows easy sewing even at cross seams
- 14 mm clearance under the lifted sewing feet for easy loading and unloading
- Max. 8 mm stitch length adjustable forwards and backwards
- Hook protection against thread jamming by overload coupling
- Automatic hook lubrication
- Integrated bobbin winder



## Technical Information

SPECIFICATIONS	
Max Sewing Speed (rpm)	1800
Max Stitch Length (mm)	8
Presser Foot Height (mm)	10/14
Needle System	134x35R 90-150
Thread	20/3



Single needle



Lockstitch



Extended head



Bottom feed, needle feed and alternating feed



Seam backtacking, thread trimming and sewing footlift, automatic



Vertical hook large



[www.atlatt.com](http://www.atlatt.com) • [sales@atlatt.com](mailto:sales@atlatt.com)



**Atlanta Attachment Company**

The Company that  
**Sudden Service**  
built

PATENTS: Our equipment may be covered by one or more patents. Please go to the following web page for an up-to-date patent list: [www.atlatt.com/patents](http://www.atlatt.com/patents)

362 Industrial Park Drive  
Lawrenceville, GA 30046

+1 (770) 963-7369 • FAX +1 (770) 963-7641



# Flatbed Chainstitch

Images may include options.

## Singer

### 300U-194A






**Heavy duty, Single Needle, Two Thread, Double Chainstitch Sewing Machine, with Unison Feed**

- High Speed
- In-line Loopers
- Unison feed, (bottom feed, needle feed, alternating presser feet)
- Semi-Automatic Lubrication



## Technical Information

SPECIFICATIONS	
Max Sewing Speed (rpm)	4000
Max Stitch Length (mm)	1-8
Presser Foot Height (mm)	11
Needle System	62 x 59

-  Single needle
-  Double chainstitch
-  Flatbed
-  Bottom feed, needle feed and alternating feed
-  Looper, in-line



[www.atlatt.com](http://www.atlatt.com) • [sales@atlatt.com](mailto:sales@atlatt.com)

PATENTS: Our equipment may be covered by one or more patents. Please go to the following web page for an up-to-date patent list: [www.atlatt.com/patents](http://www.atlatt.com/patents)  
© 2017 Atlanta Attachment Co. 17014052517

362 Industrial Park Drive  
Lawrenceville, GA 30046  
+1 (770) 963-7369 • FAX +1 (770) 963-7641



**Atlanta Attachment Company**

The Company that  
**Sudden Service**  
built

# Post Bed Lockstitch

Images may include options.

**Juki**

## PLC-1710-7







### Post-bed, 1-needle, Unison-feed, Lockstitch Machine

This machine with a thread trimmer utilizes a basic performance which matches best to the sewing of heavy materials such as car seats and furniture. The vertical strokes of the presser foot and walking foot (amount of alternating vertical movement of the walking foot and presser foot) can be easily changed using the large dial mounted on the top of the machine head.



### Technical Information

SPECIFICATIONS	
Max Sewing Speed (rpm)	2,500
Max Stitch Length (mm)	9
Presser Foot Height (mm)	Auto: 16
Needle System	134x35 (Nm140) Nm110-Nm160
Thread	#30-#5, B46-B138, Nm=60/3-20/3

-  Single needle
-  Lockstitch
-  Post bed
-  Bottom feed, needle feed and alternating feed
-  Seam backtacking, thread trimming and sewing footlift, automatic
-  Vertical hook large



[www.atlatt.com](http://www.atlatt.com) • [sales@atlatt.com](mailto:sales@atlatt.com)

**PATENTS:** Our equipment may be covered by one or more patents. Please go to the following web page for an up-to-date patent list: [www.atlatt.com/patents](http://www.atlatt.com/patents)  
© 2017 Atlanta Attachment Co. 17014052517

362 Industrial Park Drive  
Lawrenceville, GA 30046  
+1 (770) 963-7369 • FAX +1 (770) 963-7641



**Atlanta Attachment Company**

The Company that  
**Sudden Service**  
built

# Post Bed Lockstitch

Images may include options.

**Juki**







## PLC-1760-7

### Post-bed, 2-needle, Unison-feed, Lockstitch Machine


This machine with a thread trimmer utilizes a basic performance which matches best to the sewing of heavy materials such as car seats and furniture. The vertical strokes of the presser foot and walking foot (amount of alternating vertical movement of the walking foot and presser foot) can be easily changed using the large dial mounted on the top of the machine head.



### Technical Information

-  Two needle
-  Lockstitch
-  Post bed
-  Bottom feed, needle feed and alternating feed
-  Seam backtacking, thread trimming and sewing footlift, automatic
-  Vertical hook large

SPECIFICATIONS	
Max Sewing Speed (rpm)	2,500
Max Stitch Length (mm)	9
Presser Foot Height (mm)	Auto: 16
Needle System	134x35 (Nm140) Nm110~Nm160
Thread	#30~#5, B46~B138, Nm=60/3~20/3



[www.atlatt.com](http://www.atlatt.com) • [sales@atlatt.com](mailto:sales@atlatt.com)

PATENTS: Our equipment may be covered by one or more patents. Please go to the following web page for an up-to-date patent list: [www.atlatt.com/patents](http://www.atlatt.com/patents)  
© 2017 Atlanta Attachment Co.

17014052517

362 Industrial Park Drive  
Lawrenceville, GA 30046

+1 (770) 963-7369 • FAX +1 (770) 963-7641



**Atlanta Attachment Company**

The Company that  
**Sudden Service**  
built



# Post Bed Lockstitch

Images may include options.

**Juki**







## PLC-2710-7

### Post-bed, 1-needle, Unison-feed, Lockstitch Machine

The PLC-2710-7 is the most-advanced sewing machine which is best-suited to the sewing of heavy weight materials sewing processes such as arm rests, tight corners in furnishings, sofas and sports goods. The long distance from the machine arm to the needle contributes to improved workability.



### Technical Information

-  Single needle
-  Lockstitch
-  Post bed
-  Bottom feed, needle feed and alternating feed
-  Seam backtacking, thread trimming and sewing footlift, automatic
-  Vertical hook large

SPECIFICATIONS	
Max Sewing Speed (rpm)	2,500
Max Stitch Length (mm)	12
Presser Foot Height (mm)	By hand: 10, Auto: 20
Needle System	135x17 (Nm140), Nm100~Nm180
Thread	#30~#5, B46~B138, Nm60/3~18/3



[www.atlatt.com](http://www.atlatt.com) • [sales@atlatt.com](mailto:sales@atlatt.com)

**PATENTS:** Our equipment may be covered by one or more patents. Please go to the following web page for an up-to-date patent list: [www.atlatt.com/patents](http://www.atlatt.com/patents)  
© 2017 Atlanta Attachment Co.

17014052517

362 Industrial Park Drive  
Lawrenceville, GA 30046

+1 (770) 963-7369 • FAX +1 (770) 963-7641



**Atlanta Attachment Company**

The Company that  
**Sudden Service**  
built

# Post Bed Lockstitch

Images may include options.

**Juki**

## PLC-2760-7

### Post-bed, 2-needle, Unison-feed, Lockstitch Machine

The PLC-2760-7 is the most-advanced sewing machine which is best-suited to the sewing of heavy weight materials sewing processes such as arm rests, tight corners in furnishings, sofas and sports goods. The long distance from the machine arm to the needle contributes to improved workability.



### Technical Information



Two needle

Lockstitch

Post bed

Bottom feed, needle feed and alternating feed

Seam backtacking, thread trimming and sewing footlift, automatic

Vertical hook large

SPECIFICATIONS	
Max Sewing Speed (rpm)	2,500
Max Stitch Length (mm)	12
Presser Foot Height (mm)	By hand: 10, Auto: 20
Needle System	135x17 (Nm140), Nm100~Nm180
Thread	#30~#5, B46~B138, Nm60/3~18/3



[www.atlatt.com](http://www.atlatt.com) • [sales@atlatt.com](mailto:sales@atlatt.com)

**PATENTS:** Our equipment may be covered by one or more patents. Please go to the following web page for an up-to-date patent list: [www.atlatt.com/patents](http://www.atlatt.com/patents)  
© 2017 Atlanta Attachment Co. 17014052517

362 Industrial Park Drive  
Lawrenceville, GA 30046

+1 (770) 963-7369 • FAX +1 (770) 963-7641



**Atlanta Attachment Company**

The Company that  
**Sudden Service**  
built

# Programmable Pattern Tacker

Images may include options.

**Juki**






## AMS-221EN-2516

### Computer-controlled Cycle Machine with Input Function

The sewing machine is best-suited to the sewing of large labels and emblems, the sewing of two or more pieces of small labels and emblems at one time, and the shape-tacking of bags and shoes. The sewing machine is applicable to a broad range of materials and processes, while leading the industrial sewing machine industry in terms of improvement in quality and the promotion of production that does not require sewing-machine operators to have special skills.



### Technical Information

-  Single needle
-  Lockstitch
-  Extended head
-  Horizontal hook, transversal, large
-  CNC contour control

SPECIFICATIONS	
Max. Sewing Speed (rpm)	2,800
Stitch Length (mm)	0.1 ~ 12.7 (0.05 step)
Needle Bar Stroke (mm)	41.2
Needle Thread Tension	Active tension (electronic thread tension control mechanism)
Hook	Double-capacity shuttle hook
Data Storage Internal Memory	Max. 500,000 stitches, 999 patterns (max. 50,000 stitches / pattern)
Data Storage External Memory	Max. 50,000,000 stitches, 999 patterns (max. 50,000 stitches / pattern)
Bobbin Thread / Product Counter	Up / Down system (0~9,999)
Lubrication	Semi-dry / hook section: minute-quantity lubrication (tank system)
Sewing Machine Motor	AC servomotor 550W (direct-drive system)
Power	Single-phase, 3-phase 200~240V/450VA



[www.atlatt.com](http://www.atlatt.com) • [sales@atlatt.com](mailto:sales@atlatt.com)

**PATENTS:** Our equipment may be covered by one or more patents. Please go to the following web page for an up-to-date patent list: [www.atlatt.com/patents](http://www.atlatt.com/patents)  
© 2017 Atlanta Attachment Co.

17014052517

362 Industrial Park Drive  
Lawrenceville, GA 30046  
+1 (770) 963-7369 • FAX +1 (770) 963-7641



**Atlanta Attachment Company**

The Company that  
**Sudden Service**  
built



# Programmable Pattern Tacker

Images may include options.






## Vetron 5213

### Programmable CNC Pattern Tacker

- Single Needle Lockstitch
- Program direct to the panel or program with a PC
- Stepper foot and hold down foot height programmable
- Electronic needle thread tension and needle thread monitor
- Touch-Screen operator panel
- Highly economical clamp production
- Clamp/sewing program control by barcode



### Technical Information

	Single needle
	Lockstitch
	Extended head
	Vertical hook large
	CNC contour control

SPECIFICATIONS	
Sewing Area (mm)	(X) 2000 x (Y) 950
Max. Speed (rpm)	3,000
Feeding System	Continuous
Stitch Length (mm)	0,1 - 12,7
Pattern Storage	Internal memory or external USB
Max. Number of Stitches	20,000 stiches / pattern
Max. Number of Patterns	512 patterns (internal memory)
Scale-up / Scale Down	10 ~ 200% for X and Y axis
Hook	Large size shuttle hook
Needle	DPx17#18
Work Holder Lift (mm)	Max. 25
Presser Foot Lift (mm)	Max. 18
Pattern Input	Programmed with PC
Main Driving Motor	750 W direct drive
Power	220-240 V, 1 phase

[www.atlatt.com](http://www.atlatt.com) • [sales@atlatt.com](mailto:sales@atlatt.com)

**PATENTS:** Our equipment may be covered by one or more patents.  
Please go to the following web page for an up-to-date patent list: [www.atlatt.com/patents](http://www.atlatt.com/patents)  
© 2017 Atlanta Attachment Co. 17014052517

362 Industrial Park Drive  
Lawrenceville, GA 30046  
+1 (770) 963-7369 • FAX +1 (770) 963-7641



**Atlanta Attachment Company**

The Company that  
**Sudden Service**  
built

# Programmable Pattern Tacker

Images may include options.

**Mitsubishi**

## PLK-G1010-K2 PLK-G2516

### Programmable Sewing Machine

This machine uses USB memory for pattern storage as well as an internal memory. It is equipped with an on-board touch screen for making sewing patterns and customizing parameters. Programmable presser foot height control by stepping motor according to the material thickness. All sewing parts and electronic components are available.

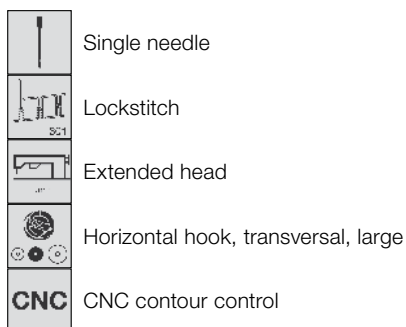


PLK-G2516



PLK-G1010-K2

### Technical Information



SPECIFICATIONS	PLK-G1010-K2	PLK-G2516
Sewing Area (mm)	(X) 100 x (Y) 100	(X) 250 x (Y) 160
Stitch Type	Single Needle Lockstitch	
Speed	2,800 rpm (depending on operation)	
Feeding System	Intermittent or continuous	
Stitch Length (mm)	0.1 ~ 20.0	
Pattern Storage	Internal memory or external USB	
Max. Number of Stitches	20,000 stiches / pattern	
Max. Number of Patterns	512 patterns (internal memory)	900 patterns (internal memory)
Scale-up / Scale Down	10 ~ 200% for X and Y axis	
Hook	Large shuttle hook	
Needle	DPx17#18	
Work Holder Lift (mm)	Max. 25	Max. 30
Presser Foot Lift (mm)	Max. 18	Max. 15
Pattern Input	Touch screen (PLK-G-PAL)	
Main Driving Motor	750 W direct drive	
Power	220-240 V, 1 or 3 phases	

www.atlatt.com • sales@atlatt.com

**PATENTS:** Our equipment may be covered by one or more patents. Please go to the following web page for an up-to-date patent list: [www.atlatt.com/patents](http://www.atlatt.com/patents)  
© 2017 Atlanta Attachment Co. 17014052517

362 Industrial Park Drive  
Lawrenceville, GA 30046  
+1 (770) 963-7369 • FAX +1 (770) 963-7641



**Atlanta Attachment Company**

The Company that  
**Sudden Service**  
built

# Programmable Pattern Tacker


Mitsubishi

**PLK-G6030**  
**PLK-G10050**

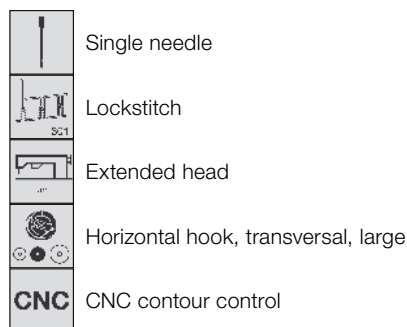
## Programmable Sewing Machine

This machine uses USB memory for pattern storage as well as an internal memory. It is equipped with an on-board touch screen for making sewing patterns and customizing parameters. Programmable presser foot height control by stepping motor according to the material thickness. All sewing parts and electronic components are available.

Images may include options.



## Technical Information



SPECIFICATIONS	PLK-G6030	PLK-G10050
Sewing Area	(X) 600 x (Y) 300 mm	(X) 1000 x (Y) 500 mm
Stitch Type	Single Needle Lockstitch	
Speed	2,000 rpm (depending on operation)	
Feeding System	Intermittent or continuous	
Stitch Length (mm)	0.1 ~ 20.0	
Pattern Storage	Internal memory or external USB	
Max. Number of Stitches	20,000 stiches / pattern	
Max. Number of Patterns	900 patterns (internal memory)	
Scale-up / Scale Down	10 ~ 200% for X and Y axis	
Hook	Large shuttle hook	
Needle	DPx17#18	
Work Holder Lifth (mm)	Max. 30	
Presser Foot Lifth (mm)	Max. 15	
Pattern Input	Touch screen (PLK-G-PAL)	
Main Driving Motor	750 W direct drive	
Power	220-240 V, 1 or 3 phases	

[www.atlatt.com](http://www.atlatt.com) • [sales@atlatt.com](mailto:sales@atlatt.com)

PATENTS: Our equipment may be covered by one or more patents. Please go to the following web page for an up-to-date patent list: [www.atlatt.com/patents](http://www.atlatt.com/patents)  
© 2017 Atlanta Attachment Co. 17014052517

362 Industrial Park Drive  
Lawrenceville, GA 30046

+1 (770) 963-7369 • FAX +1 (770) 963-7641



**Atlanta Attachment Company**

The Company that  
**Sudden Service®**  
built

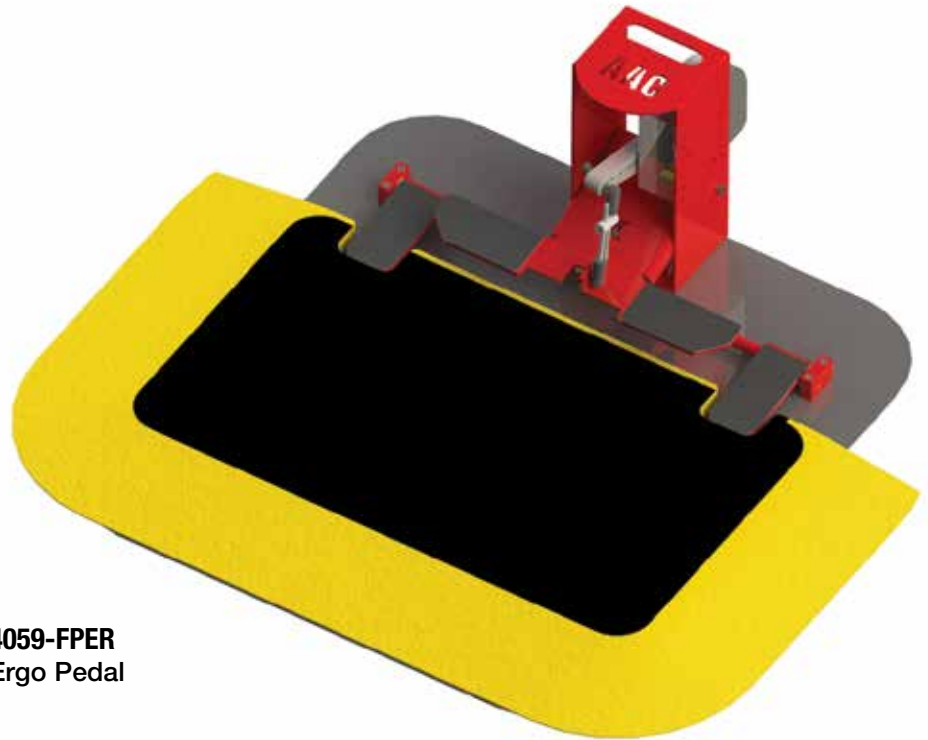


Images may include options.

## Atlanta Attachment Pedals

### Sewing Machine

- Sit-down pedals for clutch or electronic motors
- Stand-up pedals
- Various configurations from 1 to 4 pedals to control all or individual functions
- Custom pedals manufactured to customer specification.



**4059-FPER**  
Ergo Pedal



**4059-FP-3J**



**4059-FP301B**



**4059-FP301G**



**4059-FP301A**

[www.atlatt.com](http://www.atlatt.com) • [sales@atlatt.com](mailto:sales@atlatt.com)

**PATENTS:** Our equipment may be covered by one or more patents.  
Please go to the following web page for an up-to-date patent list: [www.atlatt.com/patents](http://www.atlatt.com/patents)  
© 2017 Atlanta Attachment Co. 17014052517

362 Industrial Park Drive  
Lawrenceville, GA 30046  
+1 (770) 963-7369 • FAX +1 (770) 963-7641



**Atlanta Attachment Company**

The Company that  
**Sudden Service**  
built

Images may include options.

## Atlanta Attachment Stands

### Sewing Machine

- Sit-down operation
- Stand-up operation (reinforced)
- Ergo stands with manual or electric height adjustment
- All stands available with or without casters
- Tilttable with hand crank



**Motorized Ergo  
Stand with  
Adjustable Height**



**H-Leg**



**T-Leg**



**K-Leg**

[www.atlatt.com](http://www.atlatt.com) • [sales@atlatt.com](mailto:sales@atlatt.com)

**PATENTS:** Our equipment may be covered by one or more patents.  
Please go to the following web page for an up-to-date patent list: [www.atlatt.com/patents](http://www.atlatt.com/patents)  
© 2017 Atlanta Attachment Co. 17014052517

362 Industrial Park Drive  
Lawrenceville, GA 30046  
+1 (770) 963-7369 • FAX +1 (770) 963-7641



**Atlanta Attachment Company**

The Company that  
**Sudden Service**  
built


# Tables for Sewing Machines and Build-up

Images may include options.


## Atlanta Attachment Tables

### Sewing Machine

- All shapes and sizes available from 20" x 48" rectangular, to 48" x 60" L-shape
- Custom tables available by special order
- Custom engineered air floatation tables



Smooth



Textured

## Tables

### Build-up

- Stainless steel top
- Quick release locking mechanism for stationary or rotary operation
- Adjustable height with safety pin
- Rugged steel base with leveling feet
- Low-cost, long lasting
- Convenient storage shelf for supplies
- Pneumatic table lift optional



[www.atlatt.com](http://www.atlatt.com) • [sales@atlatt.com](mailto:sales@atlatt.com)

**PATENTS:** Our equipment may be covered by one or more patents.  
Please go to the following web page for an up-to-date patent list: [www.atlatt.com/patents](http://www.atlatt.com/patents)  
© 2017 Atlanta Attachment Co. 17014052517

362 Industrial Park Drive  
Lawrenceville, GA 30046  
+1 (770) 963-7369 • FAX +1 (770) 963-7641



**Atlanta Attachment Company**

The Company that  
**Sudden Service**  
built



# Folders & Attachments


Images may include options.

## Atlanta Attachment Folders & Attachments

### Sewing Machine Folders & Attachments

We have a dedicated division just for making folders and attachments. This is what our company was founded on in 1969 and our team of skilled craftsmen create these folders by hand to meet the specifications of your products.

- Standard binders and folders in stock
- Custom made binders and folders made in 5-7 working days from customer supplied sample



**Block Binding**



**Hemming Attachments**



**Zipper Attachments**



**Welting Attachments**

[www.atlatt.com](http://www.atlatt.com) • [sales@atlatt.com](mailto:sales@atlatt.com)

**PATENTS:** Our equipment may be covered by one or more patents. Please go to the following web page for an up-to-date patent list: [www.atlatt.com/patents](http://www.atlatt.com/patents)  
© 2017 Atlanta Attachment Co. 17014052517

362 Industrial Park Drive  
Lawrenceville, GA 30046  
+1 (770) 963-7369 • FAX +1 (770) 963-7641



**Atlanta Attachment Company**

The Company that  
**Sudden Service**  
built

Images may include options.

## Atlanta Parts Depot Expendable Parts

One Stop Shopping for  
Expendable Replacement  
Parts

A few of the product lines  
carried:

- Atlanta Attachment
- Brother
- Cash
- Consew
- Durkopp Adler
- Efka
- Galkin
- Gribetz
- Groz-Beckert
- ITW Dynatec
- Juki
- Meistergram
- Mitsubishi
- Organ
- Pegasus
- Pfaff
- Porter
- Schmetz
- Singer
- SunStar
- Tajima
- Union Special
- United
- Wilcox & Gibbs
- Yamato

### Type of Parts

- Cutting Blades
- Feed Dogs
- Knives
- Loopers
- Needle Bars
- Presser Feet
- Rotary Hooks
- Spreaders
- Shears & Scissors
- Synchronizers

## Is Your Sewing Equipment In Need of a Replacement Part?



We stock replacement parts for  
most industrial sewing machines  
for the sewn products industry

72 Hours or **FREE!**\*

As the leading supplier of automated sewing workstations, Atlanta Attachment Company pledges unequalled service and support to our valued customers. We pledge to maintain inventories of the recommended spare parts for our automated workstations\* and to ship those replacement parts within 72 hours. If the expendable replacement parts are not shipped within 72 hours they will be

**Free of Charge!**

\* Contact sales for the recommended spare parts list and the model workstations covered.

[www.atlatt.com](http://www.atlatt.com) • [sales@atlatt.com](mailto:sales@atlatt.com)

PATENTS: Our equipment may be covered by one or more patents.  
Please go to the following web page for an up-to-date patent list: [www.atlatt.com/patents](http://www.atlatt.com/patents)  
© 2017 Atlanta Attachment Co. 17014052517

26

362 Industrial Park Drive  
Lawrenceville, GA 30046  
+1 (770) 963-7369 • FAX +1 (770) 963-7641



**Atlanta Attachment Company**

The Company that  
**Sudden Service**  
built





# Parts Management System - Automated and Manual

Images may include options.

## Atlanta Parts Depot

### APS

#### Automated Parts Management System

- Multi-access drawer modules
- High storage capacity with minimal footprint
- 24/7 secure access
- Touchscreen interface
- Emergency override in case of power failure
- Modular design/easily configurable
- Expandable add-on units
- Comprehensive reporting
- Automated replenishment



APS1



Modular Design



APS3



APS2

### MMCAB

#### Modular Management System for Replacement Parts

- Reduce down time by locating organized parts more quickly and efficiently
- Reduce labor time in placing orders
- Reduce shipping charges by consolidating orders
- Minimal square footage required
- Detailed schematics with part numbers
- Modular design

Our modular design, not only saves valuable shop space, it will help your staff organize inventory and reduce total maintenance cost.



Partitioned areas with part numbers allow for easy location and to quickly see inventory.

Each drawer has a detailed drawing located on the inside of the lid with part numbers indicated and areas highlighted.

[www.atlatt.com](http://www.atlatt.com) • [sales@atlatt.com](mailto:sales@atlatt.com)

**PATENTS:** Our equipment may be covered by one or more patents. Please go to the following web page for an up-to-date patent list: [www.atlatt.com/patents](http://www.atlatt.com/patents)  
© 2017 Atlanta Attachment Co. 17014052517

362 Industrial Park Drive  
Lawrenceville, GA 30046  
+1 (770) 963-7369 • FAX +1 (770) 963-7641



**Atlanta Attachment Company**

The Company that  
**Sudden Service**  
built



# Atlanta Parts Depot®

**FAX** Order Form  
+1 (770) 963-7641

**BILL TO**

**Account No:** \_\_\_\_\_

Company: \_\_\_\_\_ **REQUIRED**  
 Contact: \_\_\_\_\_  
 Address A: \_\_\_\_\_  
 Address B: \_\_\_\_\_  
 Address C: \_\_\_\_\_  
 City: \_\_\_\_\_  
 State: \_\_\_\_\_ ZIP: \_\_\_\_\_  
 Country: \_\_\_\_\_  
 Phone: \_\_\_\_\_  
 FAX: \_\_\_\_\_  
 Email: \_\_\_\_\_

**SHIP TO**

Company: \_\_\_\_\_ **REQUIRED:**  
If different than "BILL TO"  
 Contact: \_\_\_\_\_  
 Address A: \_\_\_\_\_  
 Address B: \_\_\_\_\_  
 Address C: \_\_\_\_\_  
 City: \_\_\_\_\_  
 State: \_\_\_\_\_ ZIP: \_\_\_\_\_  
 Country: \_\_\_\_\_  
 Phone: \_\_\_\_\_  
 FAX: \_\_\_\_\_  
 Email: \_\_\_\_\_

Ordered By : \_\_\_\_\_ **REQUIRED**  
 PO No: \_\_\_\_\_ **REQUIRED**

Phone: \_\_\_\_\_  
 FAX: \_\_\_\_\_  
 Email: \_\_\_\_\_

QTY	PART NO.	DESCRIPTION	U/M	PRICE	EXT PRICE

**SHIPPING INSTRUCTIONS**

Shipping, taxes and international documentation fees will be calculated and added when applicable.

**Sub Total**

**UPS:**  
 Acc # \_\_\_\_\_  
 Ground  
 Red  AM  
 Blue  
 Orange

**FedX:**  
 Acc # \_\_\_\_\_  
 Ground  
 Air  
 Collect

**Other:**  
 Acc # \_\_\_\_\_  
 \_\_\_\_\_  
 \_\_\_\_\_  
 \_\_\_\_\_

Credit Card: # \_\_\_\_\_  
 VISA  MC  DISC  AEXP  
 Name: \_\_\_\_\_  
 Exp Date: \_\_\_\_\_  
 Security Code: \_\_\_\_\_  
 Phone No: \_\_\_\_\_

Website: [www.atlantapartsdepot.com](http://www.atlantapartsdepot.com)

email: [sales@atlantapartsdepot.com](mailto:sales@atlantapartsdepot.com)

**Atlanta Parts Depot**  
 362 Industrial Park Drive  
 Lawrenceville, GA 30046 USA



**+1(770) 963-7369 • 866-885-5100**

Atlanta Parts Depot is a division of Atlanta Attachment Company  
 © 2017 Atlanta Attachment Company





© 2017 Atlanta Attachment Co.



a Division of  
**HSM**

atlatt.com  
sales@atlatt.com

phone +1 (770) 963-7369 • fax +1 (770) 963-7641

362 Industrial Park Drive • Lawrenceville, GA 30046 USA